



# **CLINICAL VIEWER**

## Quick Tips

# Welcome to

# **CLINICAL VIEWER**

Health Information Exchange (HIE) encourages a community approach to patient care, allowing key clinical information to move across all care settings so you receive *the right data in the right way*. And because it's been consistently documented by authorized users, it can be relied on for decision making. HCA's solution for HIE is known as Clinical Viewer.

Clinical Viewer helps providers and office managers effectively receive all of a patient's data, even from outside sources, by connecting you to the information of specialists and hospitals - wherever your patient may be receiving care.

# Clinical Viewer Navigation

You will notice your name and role, a navigation bar, the patient's name, age and gender across the top of the screen.



Back

Forward

Print

Refresh

Help

New Patient Search

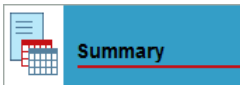
HIE Enhancement Request Form



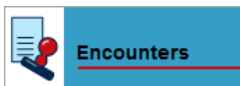
*Be careful to use the Clinical Viewer forward and backward arrows and **not** the Internet Explorer ones!*

# Clinical Viewer Categorical Tabs

Data is grouped into ten different categorical tabs within Clinical Viewer. Tabs that do not have data for the associated patient will be displayed in gray and you will not be able to click on them.



**Summary** of relevant clinical data including allergies, encounters, problems, medications and labs.



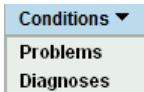
**Encounter** details are displayed by selecting the admission date link. Encounter details include location history, provider relationship and diagnoses.



**Vitals** shows heart rate, blood pressure, body weight and height as well as where it was documented and who by.

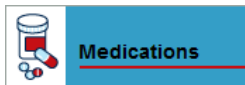


**Allergies** lists all known allergies and groups them for clarity.



**Conditions** is a dropdown to all problems and diagnoses.


# Clinical Viewer Categorical Tabs



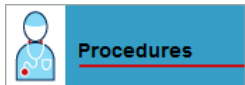
**Medications** lists prescribed outpatient and discharge medications, grouped semantically for clarity.



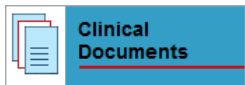
**Test** is a **dropdown** to all Labs, Lab Results History, Imaging and Pathology.



**Immunizations** documents all immunizations, given or not, as well as allergic reactions and route.



**Procedures** lists the name and type, codes, facility, source of data and physician associated with any procedures performed.



**Clinical Documents** lists all clinical documents prepared for your patient and stored for the last three years (since December 2012). Documents can be grouped by Type, Author, Date or Facility.

# Common Questions

## What source systems are in hCare HIE?

SOURCE	DATA
<i>In Production</i>	
MEDITECH	ADT, documents, labs, micros, path, allergies, problems, vitals, rad orders, rad results
Epic	ADT, labs, path, documents, rad orders, rad results and problems
eCW	ADT, CCD with problems, allergies, meds, immunizations and labs

## Why are some of the data fields left blank?

*hCare HIE displays data as it appears in the source system. If data is incomplete in the source system, it will also appear incomplete in hCare HIE.*

## Why aren't all my immunizations appearing?

*MEDITECH immunizations do not appear at this time, though their inclusion is planned.*

## Are there currently any known issues?

*In Clinical Viewer, the MRN dropdown naming conventions are still being worked on.*

continued

# Common Questions

## **What is required to access HIE?**

*The Practice must have an internet connection and remote access to the HCA network. Each user must have an HCA network 3-4 ID.*

## **Who do I contact for issues/questions about the system?**

*Report any issues to your local Help Desk.*

## **Where can I find more information about hCare HIE?**

*Contact your Provider Solutions Specialist or division Help Desk (281-325-5490) for questions or technical support.*

*You can also email the Corporate HIE Team at Corp.HIE@HCAHealthcare.com or visit the Atlas HIE website by searching for Atlas keyword "HIE".*

